



RAUNAQ EPC INTERNATIONAL LIMITED

(AN ISO 9001: 2008 Company)

REIL/SEC/BSE/4/MAY 2023-2024

May 29, 2023

The Manager (Listing)
BSE Limited
1st Floor, New Trading Ring
Rotunda Building
PJ Towers, Dalal Street
Fort, Mumbai – 400001

STOCKCODE: 537840

Sub: Outcome of Board Meeting 1/23-24

Dear Sir/Madam,

Pursuant to the Regulation 30 of SEBI (Listing Obligations and Disclosure Requirements) Regulations, 2015 ("the Regulations"), we are enclosing herewith Audited Financial Results of the Company for the quarter and year ended March 31, 2023 approved by the Board of Directors of the Company at its Meeting held on May 29, 2023 along with the declaration for unmodified opinion pursuant to Regulation 33(3)(d) of the Regulations.

The meeting of Board of Directors of the Company commenced at 04:45 P.M. and concluded at 05:30 P.M.

You are requested to kindly take the same on records.

Thanking you,

Yours faithfully,
For Raunaq EPC International Limited

Neha

Neha Patwal
Company Secretary

Encl: As above





RAUNAQ EPC INTERNATIONAL LIMITED

(AN ISO 9001: 2008 Company)

REIL/SEC/BSE/4/MAY 2023-24

May 29, 2023

The Manager (Listing)
BSE Limited
1st Floor, New Trading Ring,
Rotunda Building
PJ Towers, Dalal Street
Fort, Mumbai – 400001

STOCKCODE: 537840

Dear Sir/ Madam,

Sub: Declaration Pursuant to Regulation 33(3)(d) of the SEBI (Listing Obligations and Disclosure Requirements) Regulations, 2015 for unmodified opinion

Declaration for unmodified opinion

We hereby declare that, the Statutory Auditors of the Company M/s B.R. Maheswari & Co LLP Chartered Accountants, (Firm Registration No. 001035N/N500050) have issued an Audit Report with unmodified opinion on the Financial Results for the quarter and year ended March 31, 2023.

Yours faithfully,
For Raunaq EPC International Limited

Neha Patwal
Company Secretary



Independent Auditor's Report on Audit of Financial Results

To the Board of Directors of
Raunaq EPC International Limited

Opinion

We have audited the accompanying Statement of Financial Results of **Raunaq EPC International Limited** (“the Company”), for the year ended March 31, 2023 (“the Statement”), attached herewith, being submitted by the Company pursuant to Regulation 33 of the SEBI (Listing Obligations and Disclosure Requirements) Regulations, 2015, as amended (“the Listing Regulations”).

In our opinion and to the best of our information and according to the explanations given to us, the Financial Results for the year ended March 31, 2023:

- a. are presented in accordance with the requirements of the Listing Regulations; and
- b. give a true and fair view in conformity with the recognition and measurement principles laid down in the Indian Accounting Standards prescribed under section 133 of the Companies Act, 2013 (“the Act”) read with the Companies (Indian Accounting Standards) Rules, 2015, as amended, (“Ind AS”) and other accounting principles generally accepted in India, of the net loss and total comprehensive income and other financial information for the year then ended.

Basis for Opinion

We conducted our audit of the Statement in accordance with the Standards on Auditing (“SAs”) specified under section 143(10) of the Act. Our responsibilities under those Standards are further described in the “*Auditor's Responsibilities for the Audit of the Financial Results*” section of our report. We are independent of the Company in accordance with the Code of Ethics issued by the Institute of Chartered Accountants of India (“ICAI”) together with the ethical requirements that are relevant to our audit of the Financial Results under the provisions of the Act and the Rules made thereunder, and we have fulfilled our other ethical responsibilities in accordance with these requirements and the ICAI's Code of Ethics. We believe that the audit evidence obtained by us is sufficient and appropriate to provide a basis for our audit opinion.

Management's Responsibilities for the Financial Results

This Statement is the responsibility of the Company's Board of Directors and has been approved by them for the issuance. The Financial Results for the year ended March 31, 2023 have been compiled from the related audited financial statements. This responsibility includes the preparation and presentation of the Financial Results year ended March 31, 2023 that give a true and



fair view of the net profit and other comprehensive Income and other financial information in accordance with the recognition and measurement principles laid down in the Ind AS and other accounting principles generally accepted in India and in compliance with the Listing Regulations. This responsibility also includes maintenance of adequate accounting records in accordance with the provisions of the Act for safeguarding of the assets of the Company and for preventing and detecting frauds and other irregularities; selection and application of appropriate accounting policies; making judgments and estimates that are reasonable and prudent; and design, implementation and maintenance of adequate internal financial controls that were operating effectively for ensuring the accuracy and completeness of the accounting records, relevant to the preparation and presentation of the Financial Results that give a true and fair view and is free from material misstatement, whether due to fraud or error.

In preparing the Financial Results, the Board of Directors are responsible for assessing the Company's ability to continue as a going concern, disclosing, as applicable, matters related to going concern and using the going concern basis of accounting unless the Board of Directors either intends to liquidate the Company or to cease operations, or has no realistic alternative but to do so.

The Board of Directors is responsible for overseeing the financial reporting process of the Company.

Auditor's Responsibilities for the Audit of the Financial Results

Our objectives are to obtain reasonable assurance about whether the Financial Results for the year ended March 31, 2023 as a whole are free from material misstatement, whether due to fraud or error, and to issue an auditor's report that includes our opinion. Reasonable assurance is a high level of assurance, but is not a guarantee that an audit conducted in accordance with SAs will always detect a material misstatement when it exists. Misstatements can arise from fraud or error and are considered material if, individually or in the aggregate, they could reasonably be expected to influence the economic decisions of users taken on the basis of this Financial Results.

As part of an audit in accordance with SAs, we exercise professional judgment and maintain professional skepticism throughout the audit. We also:

- Identify and assess the risks of material misstatement of the Financial Results, whether due to fraud or error, design and perform audit procedures responsive to those risks, and obtain audit evidence that is sufficient and appropriate to provide a basis for our opinion. The risk of not detecting a material misstatement resulting from fraud is higher than for one resulting from error, as fraud may involve collusion, forgery, intentional omissions, misrepresentations, or the override of internal control.
- Obtain an understanding of internal financial controls relevant to the audit in order to design audit procedures that are appropriate in the circumstances. Under Section 143(3)(i) of the Act, we are also responsible for expressing our opinion through a separate report on the complete set of financial statements on whether the Company has adequate internal financial controls with reference to financial statements in place and the operating effectiveness of such controls.
- Evaluate the appropriateness of accounting policies used and the reasonableness of accounting estimates and related disclosures in the financial results made by the Management and Board of Directors in terms of the requirements specified under the Listing Regulations.



- Conclude on the appropriateness of the Board of Directors' use of the going concern basis of accounting and, based on the audit evidence obtained, whether a material uncertainty exists related to events or conditions that may cast significant doubt on the ability of the Company to continue as a going concern. If we conclude that a material uncertainty exists, we are required to draw attention in our auditor's report to the related disclosures in the Statement or, if such disclosures are inadequate, to modify our opinion. Our conclusions are based on the audit evidence obtained up to the date of our auditor's report. However, future events or conditions may cause the Company to cease to continue as a going concern.
- Evaluate the overall presentation, structure and content of the Financial Results, including the disclosures, and whether the Financial Results represent the underlying transactions and events in a manner that achieves fair presentation.
- Obtain sufficient appropriate audit evidence regarding the Financial Results of the Company to express an opinion on the Financial Results.

Materiality is the magnitude of misstatements in the Financial Results that, individually or in aggregate, makes it probable that the economic decisions of a reasonably knowledgeable user of the Financial Results may be influenced. We consider quantitative materiality and qualitative factors in (i) planning the scope of our audit work and in evaluating the results of our work; and (ii) to evaluate the effect of any identified misstatements in the Financial Results.

We communicate with those charged with governance regarding, among other matters, the planned scope and timing of the audit and significant audit findings, including any significant deficiencies in internal control that we identify during our audit.

We also provide those charged with governance with a statement that we have complied with relevant ethical requirements regarding independence, and to communicate with them all relationships and other matters that may reasonably be thought to bear on our independence, and where applicable, related safeguards.

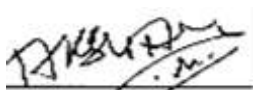
Other Matters

The Statement includes the results for the Quarter and period ended March 31, 2023 being the balancing figure between audited figures in respect of the full financial year and the published year to date figures up to the third quarter of the current financial year which were subject to limited review by us. Our report is not modified in respect of this matter.

For B R Maheshwari and Co LLP

Chartered Accountants

ICAI Firm Registration No. : 001035N/N500050



Akshay Maheshwari

Partner

Membership No.: 504704

UDIN: 23504704BGQIZO4223

Place: New Delhi

Date: May 29, 2023

To,

The BSE Limited
BSE Limited, P J Towers, Dalal Street,
Mumbai -400001, India

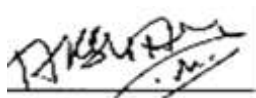
Sub: Non-submission of Consolidated Financial Statements for Raunaq EPC International Limited (Hereinafter known as “Company”)

Dear Sir/Madam,

This is to bring to your notice that Raunaq EPC International Limited has ceased to hold any shares in its erstwhile subsidiary Company (Xlerate Driveline India Limited) with effect from September 16, 2021, and thus no consolidation was done, nor any report submitted for the quarter ending March 31, 2023.

Best Regards,

For B R Maheswari & Co. LLP
Chartered Accountants



Akshay Maheshwari
(Partner)

Place: New Delhi

Date: May 29, 2023

RAUNAQ EPC INTERNATIONAL LIMITED

Registered Office : 20 K.M. Mathura Road, P.O. Amar Nagar, Faridabad - 121003. (Haryana).
Ph.: +91(129) 4288888, Fax : +91(129) 4288822-23

E-mail : info@raunaqintl.com Website : www.raunaqinternational.com
CIN : L51909HR1965PLC034315

STATEMENT OF AUDITED FINANCIAL RESULTS FOR THE QUARTER AND YEAR ENDED MARCH 31, 2023

(₹ in lakhs)


S.No	Particulars	Quarter Ended						Year Ended			
		Standalone			Consolidated			Standalone		Consolidated	
		31.03.2023 Audited	31.12.2022 Unaudited	31.03.2022 Audited	31.03.2023 Audited	31.12.2022 Unaudited	31.03.2022 Audited	31.03.2023 Audited	31.03.2022 Audited	31.03.2023 Audited	31.03.2022 Audited
1	Revenue from Operations	108.65	137.35	420.64	108.65	137.35	420.64	576.93	680.29	576.93	680.29
2	Other Income	21.52	37.26	61.08	21.52	37.26	61.08	202.03	343.99	202.03	343.99
3	Total Revenue (1+2)	130.17	174.61	481.72	130.17	174.61	481.72	778.96	1,024.28	778.96	1,024.28
4	Expenses										
	a. Cost of Materials Consumed	104.86	72.79	336.69	104.86	72.79	336.69	361.81	407.33	361.81	407.33
	b. Changes in Inventory of Work-in-Progress	4.86	28.86	23.10	4.86	28.86	23.10	73.20	(1.02)	73.20	(1.02)
	c. Employee Benefits Expense	27.86	43.02	71.95	27.86	43.02	71.95	181.22	288.36	181.22	288.36
	d. Finance Cost	4.52	9.12	24.01	4.52	9.12	24.01	33.38	98.04	33.38	98.04
	e. Depreciation and Amortisation Expense	4.48	2.97	7.89	4.48	2.97	7.89	25.15	39.63	25.15	39.63
	f. Bad Debts Written off	19.35	-	150.05	19.35	-	150.05	19.35	150.05	19.35	150.05
	g. Allowance for Expected Credit Loss	68.57	20.97	(2.10)	68.57	20.97	(2.10)	110.00	(2.79)	110.00	(2.79)
	h. Other Expenses	176.58	117.96	55.58	176.58	117.96	55.58	257.39	380.52	257.39	380.52
	Total Expenses	411.08	295.69	667.17	411.07	295.69	667.17	1,061.50	1,360.12	1,061.50	1,360.12
5	Profit / (Loss) before share of Profit / (Loss) of Associate (3-4)	(280.91)	(121.08)	(185.45)	(280.91)	(121.08)	(185.45)	(282.54)	(335.84)	(282.54)	(335.84)
6	Share of Profit / (Loss) of Associate	-	-	-	-	-	-	-	-	-	53.58
7	Profit / (Loss) before Exceptional Items and Tax (5+6)	(280.91)	(121.08)	(185.45)	(280.91)	(121.08)	(185.45)	(282.54)	(335.84)	(282.54)	(282.26)
8	Exceptional Items	-	-	-	-	-	-	-	-	-	-
9	Profit / (Loss) before Tax (7-8)	(280.91)	(121.08)	(185.45)	(280.91)	(121.08)	(185.45)	(282.54)	(335.84)	(282.54)	(282.26)
10	Tax Expense										
	a. Current Tax (including Prior Period Taxation)	-	-	-	-	-	-	-	-	-	-
	b. Deferred Tax	27.29	(62.06)	(2.38)	27.29	(62.06)	(2.38)	(44.54)	(4.39)	(44.54)	(4.39)
	Total Tax Expense	27.29	(62.06)	(2.38)	27.29	(62.06)	(2.38)	(44.54)	(4.39)	(44.54)	(4.39)
11	Net Profit / (Loss) for the Period (9-10)	(308.20)	(59.02)	(183.07)	(308.20)	(59.02)	(183.07)	(238.00)	(331.45)	(238.00)	(277.87)
12	Other Comprehensive (Loss) / Income										
	Items that will not be Reclassified to Statement of Profit and Loss										
	Re-measurement Gains/ (Losses) on Defined Benefit Plan	8.07	(0.45)	1.02	8.07	(0.45)	1.02	7.61	(0.90)	7.61	(0.90)
	Income Tax Effect	-	-	-	-	-	-	-	-	-	-
	Other Comprehensive Income (Net of Tax)	8.07	(0.45)	1.02	8.07	(0.45)	1.02	7.61	(0.90)	7.61	(0.90)
13	Total Comprehensive Income after Tax (11+12)	(300.13)	(59.47)	(182.05)	(300.13)	(59.47)	(182.05)	(230.39)	(332.35)	(230.39)	(278.78)
14	Paid-up equity share capital (Face value of Rs. 10/- per share)	334.32	334.32	334.32	334.32	334.32	334.32	334.32	334.32	334.32	334.32
15	Earnings Per Share [of Rs. 10 each (* Not Annualised)]										
	Basic and Diluted (in Rs.)	*(9.22)	*(1.77)	(5.48)	*(9.22)	*(1.77)	(5.48)	(7.12)	(9.91)	(7.12)	(9.91)

Signature

Notes:

- 1 The statutory auditors of the company have audited the Standalone and Consolidated Financial results for the quarter and Year ended March 31, 2023, in compliance of Regulation 33 of SEBI (LODR) regulation, 2015. The above financial results have been reviewed and recommended by the Audit Committee and subsequently approved by the Board of Directors of the Company in their meeting held on 29th May, 2023.
- 2 The Company had divested 24.91% equity investment in Xlerate Driveline India Limited ("Associate Company") on September 16, 2021. Therefore the company does not have associate company as at March 31, 2023. Resultantly the figures of the earlier year are not comparable.
- 3 The company is principally engaged in the business of Engineering contracting business. All other activities of the company revolved around the main business and accordingly, there is no separate reportable segment as per the Ind AS-108 "Operating Segment" specified under Section 133 of Companies Act, 2013.
- 4 Figures for the Quarter ended March 31, 2023 are the balancing figures between audited figures for the full financial year and the reviewed year to date figures upto the third quarter of the respective financial year.
- 5 Previous period figures have been regrouped/ reclassified wherever necessary to conform to current period classification.
Refer Annexure-1 for Balance Sheet and Annexure-2 for statement of Cash Flow.

Date: 29th May, 2023



SURINDER PAUL KANWAR
Chairman & Managing Director

**Annexure:- 1 Balance Sheet as on 31st March 2023**

Particulars	As at 31 March, 2023	As at 31 March, 2022
ASSETS		
Non-current Assets		
Property, Plant and Equipment	89.50	174.03
Financial Assets		
a. Investments	266.98	339.27
b. Trade Receivables	107.12	603.37
c. Other Financial Assets	1.03	1.03
Total Non-current Assets	464.63	1,117.70
Current Assets		
Inventories	35.48	80.60
Financial Assets		
a. Trade Receivables	215.98	660.16
b. Cash and Cash Equivalents	56.68	53.64
c. Bank Balances other than (b) above	320.24	300.84
d. Loans and Advances	1.14	8.49
e. Other Financial Assets	5.44	11.76
Current Tax Assets	9.84	14.00
Other Current Assets	164.09	200.15
Total Current Assets	808.89	1,329.64
Total Assets	1,273.52	2,447.34
EQUITY AND LIABILITIES		
Equity		
Equity Share Capital	334.32	334.32
Other Equity	422.31	652.70
Total Equity	756.63	987.02
Liabilities		
Non-current Liabilities		
Financial Liabilities		
a. Borrowings	25.00	228.50
Provisions	15.65	14.44
Deferred Tax Liability (Net)	0.44	44.97
Current Liabilities	41.09	287.91
Financial Liabilities		
a. Trade Payables		
Total Outstanding Dues of Micro Enterprises and Small Enterprises	-	0.20
Total Outstanding Dues of other than Micro Enterprises and Small Enterprises	256.71	749.30
b. Other Financial Liabilities	108.91	233.51
Other Current Liabilities	28.68	87.54
Provisions	81.50	101.86
Total Current Liabilities	475.80	1,172.41
Total Liabilities	516.89	1,460.32
Total Equity and Liabilities	1,273.52	2,447.34
Significant accounting policies and notes to financial statements		



Annexure:- 2 Statement of Cash Flow for the Period Ended 31st March, 2023

(All amounts in Rs. Lakhs, Unless otherwise stated)

Particulars	Year Ended 31 March, 2023	Year Ended 31 March, 2022
A. CASH FLOW FROM OPERATING ACTIVITIES:		
Profit/ (Loss) before tax	(282.54)	(335.85)
Adjustments for:		
Net (gain)/loss on fair value of financial assets through Statement of Profit & loss	(41.64)	(166.57)
Expected credit loss	110.00	(2.79)
Depreciation and amortization	25.15	39.63
Loss on sale of fixed Assets	16.73	62.65
Loss on disposal of assets	29.15	-
Interest and other charges	33.38	98.04
Interest Income	(13.45)	(30.28)
Profit on sale of asset	(1.39)	(0.29)
Profit on sale of Investment	-	(80.55)
Operating profit before working capital changes	(124.61)	(416.01)
Changes in working Capital		
Adjustments for (increase)/decrease in operating assets:		
Trade receivables	444.18	(186.31)
Inventories	45.11	6.50
Long Term loans & advances	-	-
Short term loans & advances	7.34	2.94
Non-current trade receivables	386.26	373.08
Other current financial assets	6.32	1.04
Other non current financial assets	-	30.73
Other current assets	40.24	253.19
Adjustments for increase/(decrease) in operating liabilities:		
Trade payables	(492.83)	99.72
Provisions	(11.53)	(9.38)
Other current liabilities	(183.45)	(208.51)
Cash generated from operations	117.03	(53.00)
Direct Taxes paid (Net)	-	-
Net Cash from/ (used) in operating activities	117.03	(53.00)
B. CASH FLOW FROM INVESTING ACTIVITIES		
Purchase of fixed assets	-	-
Sale of fixed assets / Investments	128.82	349.68
Interest received	13.45	30.28
Investment in deposits	(23.61)	54.60
Net Cash from/ (used) in investment activities	118.66	434.56
C. CASH FLOW FROM FINANCING ACTIVITIES		
Proceeds from long term borrowings	-	-
Proceeds/ (repayments) from short term borrowings	-	(15.94)
Repayment of long term borrowings	(203.50)	(304.23)
Interest and other charges paid	(33.38)	(98.04)
Dividend including dividend distribution Tax paid	-	-
Net Cash from/ (used) in financing activities	(236.88)	(418.21)
Net increase / (decrease) in cash and cash equivalents	(1.19)	(36.65)
Opening balance of Cash and cash equivalents	60.23	96.88
Closing balance of Cash and cash equivalents	59.04	60.23



Reconciliation of cash and cash equivalents as per the cash flow statements

Particulars	Year Ended 31 March, 2023	Year Ended 31 March, 2022
(a) Cash and cash equivalents as per above comprise of the following		
Cash on hand	1.09	0.94
Balance with scheduled banks: in current accounts	57.95	59.29
Cash and cash equivalents at the end of the year	59.04	60.23

(b) The above Cash Flow statement is prepared as per "Indirect method" specified in Ind AS 7 "Statement of Cash Flows"

Sanjay